

## CONTAINER SPECIFICATION



### Introduction:

A shipping container is a container with strength suitable to withstand shipment, storage, and handling. Shipping containers range from large reusable steel boxes used for intermodal shipments to the ubiquitous corrugated boxes.

There are **different sizes and types of shipping container**. When shipping cargo it is helpful to know what type of shipping container will best suit your needs. Often the dimensions and maximum weight will impact on what type of equipment can be used.

The following guide shows the different types of shipping containers that can be used as a starting point for determining your shipping requirements.


Note: Exact dimensions can differ slightly due to manufacturer, and load regulations may restrict operation to less than maximum weight.

	Container Type	Internal Dimensions	Door Opening	Cubic Capacity	Cargo Weight
	20FT General	L - 5.89M W - 2.35M H - 2.36M	W - 2.33M H - 2.26M	33 CBM	21700KG
	20FT High Cube	L - 5.89M W - 2.35M H - 2.69M	W - 2.33M H - 2.59M	37 CBM	21700KG
	40FT General	L - 12.05M W - 2.35M H - 2.36M	W - 2.33M H - 2.26M	66 CBM	26500KGS
	40FT High Cube	L - 12.05M	W - 2.33M H - 2.59M	76 CBM	26500KGS

		W - 2.35M			
		H - 2.69M			


**Notes**

- Heavy Rated shipping containers which support a heavier load are available, additional surcharges may apply
- Food Grade shipping containers for carrying foodstuffs are available, additional surcharges may apply
- A 20FT High Cube shipping containers (higher height than standard) are only available for designated origin/destination pairings
- Additional charges may apply for High Cube containers

	Container Type	Internal Dimensions	Door Opening	Cubic Capacity	Cargo Weight
	20FT Flat Rack with sides	L - 5.89M W - 2.35M H - 2.23M	Side Opening W - 2.59M	30 CBM	26500KG
	20FT Flat Rack without sides	L - 6.00M W - 2.35M H - 0.23M		33 CBM (Max Height 2.36M)	23500KG
	40FT Flat Rack with sides	L - 12.05M W - 2.35M H - 2.23M	Side Opening W - 11.66M	63 CBM	36000KGS
	40FT Flat Rack without sides	L - 12.20M W - 2.35M H - 0.65M		67 CBM (Max Height 2.36M)	3000KGS


**Notes**

- This shipping container is used for over-dimensional (out of gauge) cargo. It is available with or without sides.
- Survey reports may be required when shipping out of gauge cargo
- If out of gauge additional surcharges will apply
- Flat Rack containers are subject to availability and additional surcharges will apply

	<b>Container Type</b>	<b>Internal Dimensions</b>	<b>Door Opening</b>	<b>Cubic Capacity</b>	<b>Cargo Weight</b>
	20FT Open Top	L - 5.89M W - 2.35M H - 2.36M	W - 2.33M H - 2.29M	32 CBM	21700KG
	40FT Open Top	L - 12.05M W - 2.35M H - 2.36M	W - 2.33M H - 2.29M	66 CBM	26500KG

**Notes**

- Open top containers allow you to load over height cargo or allows easier loading by crane
- If out of gauge additional surcharges will apply
- Open Top containers are subject to availability and additional surcharges will apply

	<b>Container Type</b>	<b>Internal Dimensions</b>	<b>Door Opening</b>	<b>Cubic Capacity</b>	<b>Cargo Weight</b>
	20FT Reefer	L - 5.44M W - 2.26M H - 2.24M	W - 2.26M H - 2.20M	27 CBM	21700KG
	40FT Reefer	L - 11.55M W - 2.26M	W - 2.26M H - 2.20M	58 CBM	25000KG

**Notes**

- Refrigerated shipping containers can be set at a required temperature for the duration of the voyage
- Commonly used for food/dairy products
- The smaller dimensions are due to thicker walls
- Reefer containers are subject to availability and additional surcharges will apply